


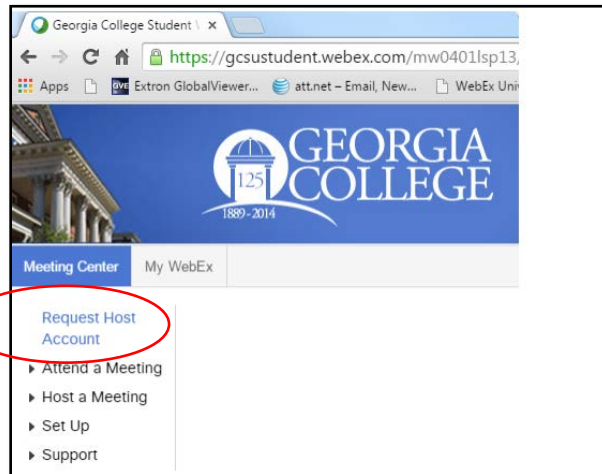



GC | Information Technology

Purpose: To demonstrate how to set up a student WebEx Account.


 **Step 1:** Open a browser and go to gcsustudent.webex.com

 **Step 2:** Click on **Request a Host Account** on the left side of the page.



 **Step 3:** Student will then select to **Sign Up** for an account. (**must use your bobcats account**)

Use bobcats account=
@bobcats.gcsu.edu

 **Step 4:** Check your bobcats email account for information to setup your password and to activate your account. Use the information provided to log into your WebEx account.

For further assistance contact Support:

(Available 24 hours a day, 7 days a week)

Website: <https://support.webex.com/support/manage-ticket.html>

Phone: U.S. and Canada Toll-Free 1-866-229-3239

International Toll +1 408-906-1155