



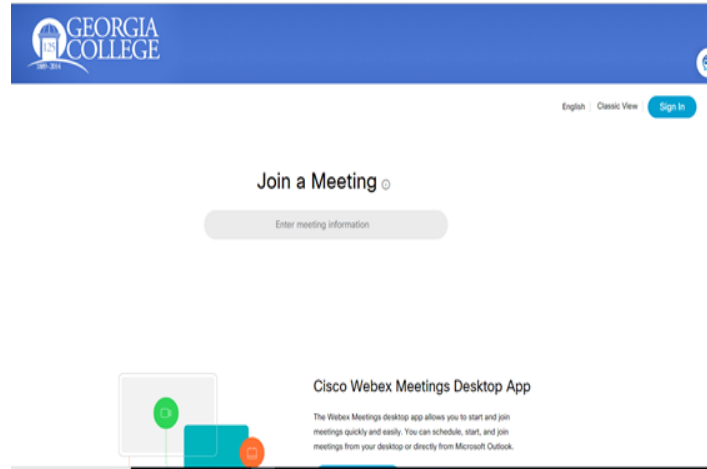



# GC | Information Technology

**Purpose: To demonstrate how to set up a student WebEx Account.**


 **Step 1:** Open a browser and go to [gcsustudent.webex.com](https://gcsustudent.webex.com)

 **Step 2:** Click on **Sign In** on the top right side of the page.



 **Step 3:** Student will then select to **Sign Up** for an account. ( **must use your bobcats account** )

Use bobcats account=  
@bobcats.gcsu.edu

 **Step 4:** Check your bobcats email account for information to setup your password and to activate your account. Use the information provided to log into your WebEx account.

**For further assistance contact Support:**

(Available 24 hours a day, 7 days a week)

Website: <https://support.webex.com/support/manage-ticket.html>

Phone: U.S. and Canada Toll-Free 1-866-229-3239

International Toll +1 408-906-1155